

THE GOVERNMENT STREET FUNDS

The Government Street Equity Fund
Ticker Symbol: GVEQX

The Government Street Mid-Cap Fund
Ticker Symbol: GVMCX

The Alabama Tax Free Bond Fund
Ticker Symbol: ALABX

Prospectus
August 1, 2010

These securities have not been approved or disapproved by the Securities and Exchange Commission nor has the Securities and Exchange Commission passed upon the accuracy or adequacy of this Prospectus. Any representation to the contrary is a criminal offense.

TABLE OF CONTENTS

Risk/Return Summary	
The Government Street Equity Fund.....	3
The Government Street Mid-Cap Fund	10
The Alabama Tax Free Bond Fund	17
Additional Investment Information	23
How to Purchase Shares	26
How to Redeem Shares.....	30
How Net Asset Value is Determined	32
Management of the Funds	33
Dividends, Distributions and Taxes.....	35
Financial Highlights.....	38
Privacy Notice	41
For Additional Information.....	back cover

What are the Fund’s principal investment strategies?

Under normal circumstances, at least 80% of The Government Street Equity Fund’s net assets (including the amount of any borrowings for investment purposes) will be invested in common stocks and shares of exchange traded funds (“ETFs”) that invest primarily in common stocks. Common stocks may also include securities of foreign issuers in the form of American Depositary Receipts (“ADRs”) or through investments in ETFs that invest primarily in common stocks of foreign companies. The Fund will invest primarily in companies that are broadly diversified among economic sectors and industries and whose market capitalizations approximate the range of market capitalizations of the Standard & Poor’s 500 Index. The market capitalizations of the companies included in the Standard & Poor’s Index ranged from \$1.3 billion to \$316.2 billion as of March 31, 2010.

The Fund is governed by an investment philosophy that seeks to reduce the variability of its returns (risk) and to increase its longer-term compounded returns through a diversified investment strategy. The Fund’s portfolio holdings are typically diversified among a variety of economic sectors and the Adviser employs a variety of investment techniques, as described below.

The process for selecting common stocks begins with a list of large capitalization common stocks. The stocks are reviewed for their financial attributes, such as balance sheet quality, earnings history, future prospects and financial ratios (including, but not limited to, debt/equity ratios, return on equity, return on assets and net worth). The list is narrowed to a universe of approximately 150 to 300 common stocks. Stocks in this universe are then grouped into either a “growth” or “value” category (depending upon their respective price/book values). Each category (“growth” or “value”) is then sorted into the ten economic sector weightings of the S&P 500 Index. These twenty categories of stocks serve as the basis for the diversification that is inherent in the portfolio.

The Fund may invest in ETFs if the Adviser believes it is advisable to increase the Fund’s exposure to the broad market or to industry sectors without purchasing a large number of individual securities. ETFs typically hold a portfolio of securities designed to track the performance of a particular index. ETFs differ from traditional index funds in that their shares are listed on a securities exchange and can be traded intraday. The Fund may invest up to 25% of its net assets in ETFs.

The Fund may invest in foreign issuers in the form of American Depositary Receipts (“ADRs”) or through investments in ETFs that invest primarily in common stocks of foreign companies. ADRs are securities that are generally issued by a U.S. bank to U.S. buyers as a substitute for direct ownership of a foreign security and are traded on U.S. exchanges. ETFs that invest primarily in foreign companies may include regional and/or country specific ETFs, as well

as emerging market ETFs. The Fund will invest in foreign issuers when, in the Adviser's opinion, such investments would be advantageous to the Fund and would help it to achieve its investment objective. The Fund may invest up to 25% of its net assets in foreign issuers.

The Fund may commit up to 20% of its net assets to other investments if the Advisor believes it is advisable to manage the overall risk/return characteristics of the portfolio with broader diversification. These may include writing covered call options, investments in fixed income securities and investments in securities (including ETFs) whose performance is linked to the price of an underlying commodity or commodity index. Call options written by the Fund give the holder the right to buy the underlying securities from the Fund at a stated exercise price.

The performance of the Fund and its individual securities is monitored on an ongoing basis. To maintain the quality and diversification that is desired, the portfolio is continuously evaluated and re-balanced periodically. A security may be sold when it no longer meets the Adviser's criteria for investment, when there are more attractive investment opportunities, or when the fundamentals of the issuer's business or general market conditions have changed.

What are the principal risks of investing in the Fund?

The Government Street Equity Fund is not intended to be a complete investment program and there can be no assurance that the Fund will achieve its investment objective. As with any mutual fund investment, there is a risk that you could lose money by investing in the Fund. An investment in the Fund is not a deposit of a bank and is not insured or guaranteed by the Federal Deposit Insurance Corporation or any other government agency.

Stock Market Risk. The return on and value of an investment in the Fund will fluctuate in response to stock market movements. Stocks and other equity securities are subject to inherent market risks and fluctuations in value due to earnings and other developments affecting a particular company or industry, stock market trends and general economic conditions, investor perceptions, interest rate changes and other factors beyond the control of the Adviser. Stocks tend to move in cycles and may experience periods of turbulence and instability.

Large Company Risk. Larger capitalization companies may be unable to respond quickly to new competitive challenges, such as changes in technology and consumer tastes, and may not be able to attain the high growth rate of successful smaller companies, especially during extended periods of economic expansion.

Exchange Traded Fund Risk. An investment in an ETF generally presents the same primary risks as an investment in a conventional investment company, including the risk that the general level of security prices owned by the ETF may decline, thereby affecting the value of the shares of the ETF. In addition, ETFs

are subject to certain risks that do not apply to conventional open-end mutual funds, including the risk that the market price of an ETF's shares may trade at a discount to its net asset value, or that an active trading market for an ETF's shares may not be developed or maintained. ETFs are also subject to the risks of the underlying securities or sectors that the ETF is designed to track. When the Fund invests in an ETF, Fund shareholders will indirectly pay a proportionate share of the management fee and operating expenses of the ETF.

Foreign Securities Risk. ADRs and ETFs investing in foreign securities are subject to risks similar to those associated with direct investments in foreign securities. Investment in foreign securities involves risks that may be different from those of U.S. securities. Foreign securities may not be subject to uniform audit, financial reporting or disclosure standards, practices or requirements comparable to those found in the United States. Foreign securities are also subject to the risk of adverse changes in investment or exchange control regulations, expropriation or confiscatory taxation, limitations on the removal of money or other assets, political or social instability, and nationalization of companies or industries.

The risks of foreign investing are of greater concern in the case of investments in emerging markets. Emerging market countries may have economic structures that are generally less diverse and mature than the economies of developed countries and may have unstable governments that are subject to sudden change. The markets of developing countries may have more frequent and larger price changes than those of developed countries.

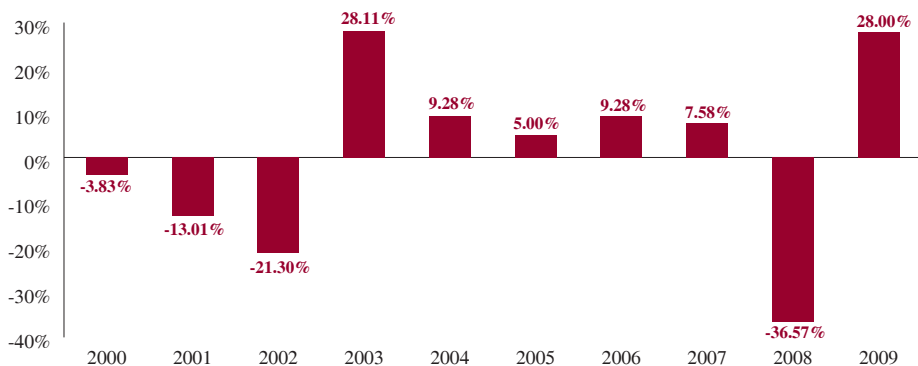
Commodities Market Risk. Investing in instruments whose performance is linked to the price of an underlying commodity or commodity index exposes the Fund to the risks of investing in physical commodities. These risks include regulatory, economic, monetary and political developments, weather events and natural disasters, import controls and worldwide competition, exploration and production spending, tax and other governmental regulations and market disruptions. Commodity prices may be subject to greater volatility than investments in traditional securities.

Covered Call Option Risk. The use of options requires special skills and knowledge of investment techniques that are different than those normally required for purchasing and selling securities. If the Adviser is incorrect in its price expectations and the market price of a security subject to a call option rises above the exercise price of the option, the Fund will lose the opportunity for further appreciation of that security.

Management Risk. The Adviser's method of security selection may not be successful, and the Fund may underperform the stock market as a whole. Some of the Fund's portfolio securities may not appreciate in value as expected.

What has been the Fund's performance history?

The bar chart and performance table shown below provide some indication of the risks and variability of investing in The Government Street Equity Fund. The bar chart shows changes in the Fund's performance from year to year for each of the last 10 calendar years. The performance table shows how the Fund's average annual total returns for 1, 5 and 10 years compare with those of a broad measure of market performance. How the Fund has performed in the past is not necessarily an indication of how the Fund will perform in the future. Updated performance information, current through the most recent month end, is available by calling 1-866-738-1125.



The Fund's 2010 year-to-date return through June 30, 2010 is -5.86%.

During the periods shown in the bar chart, the highest return for a quarter was 18.54% during the quarter ended June 30, 2009 and the lowest return for a quarter was -23.09% during the quarter ended December 31, 2008.

Average Annual Total Returns For Periods Ended December 31, 2009:

After-tax returns are calculated using the historical highest individual federal marginal income tax rates and do not reflect the impact of state and local taxes. Actual after-tax returns depend on an investor's tax situation and may differ from those shown, and after-tax returns shown are not relevant to investors who hold their Fund shares through tax-deferred arrangements, such as 401(k) plans or individual retirement accounts.

	One Year	Five Years	Ten Years
Return Before Taxes	28.00%	0.04%	-0.79%
Return After Taxes on Distributions	27.79%	-0.61%	-1.21%
Return After Taxes on Distributions and Sale of Fund Shares	18.43%	0.10%	-0.68%
STANDARD & POOR'S 500 INDEX (reflects no deduction for fees, expenses, or taxes).....	26.46%	0.42%	-0.95%

Management of the Fund

Investment Adviser

Leavell Investment Management, Inc. (the "Adviser")

Portfolio Manager

Thomas W. Leavell is primarily responsible for the day-to-day management of the portfolio of The Government Street Equity Fund and has been the portfolio manager of the Fund since the Fund's inception in 1991. Mr. Leavell has been President and Chief Executive Officer of the Adviser since his founding of the firm in 1979.

Purchase and Sale of Fund Shares

Minimum Initial Investment – \$5,000, except the minimum is \$1,000 for tax-deferred retirement accounts

Minimum Subsequent Investment – None, except the minimum for participants in the Automatic Investment Plan is \$100

General Information. You may purchase or redeem (sell) shares of The Government Street Equity Fund on each day that the Fund is open for business. Transactions may be initiated by written request, by wire transfer or through your financial institution.

Tax Information

The Government Street Equity Fund's distributions are generally taxed as ordinary income or capital gains unless you are investing through a tax-deferred arrangement, such as a 401(k) plan or an individual retirement account, or you are a tax-exempt investor.

Payments to Broker-Dealers and Other Financial Intermediaries

If you purchase The Government Street Equity Fund through a broker-dealer or other financial intermediary (such as a bank), the Fund and its related companies may pay the intermediary for the sale of Fund shares and related services. These payments may create a conflict of interest by influencing the broker-dealer or other intermediary and your salesperson to recommend the Fund over another investment. Ask your salesperson or visit your financial intermediary's web site for more information.

THE GOVERNMENT STREET MID-CAP FUND

What is the Fund's investment objective?

The investment objective of The Government Street Mid-Cap Fund is to seek capital appreciation.

What are the Fund's fees and expenses?

This table describes the fees and expenses that you may pay if you buy and hold shares of The Government Street Mid-Cap Fund.

Shareholder Fees (fees paid directly from your investment): None

Annual Fund Operating Expenses (expenses that you pay each year as a percentage of the value of your investment):

Management Fees.....	0.75%
Other Expenses.....	0.43%
Acquired Fund Fees and Expenses.....	<u>0.02%</u>
Total Annual Fund Operating Expenses.....	<u>1.20%</u>

Example

This Example is intended to help you compare the cost of investing in the Fund with the cost of investing in other mutual funds. The Example assumes that you invest \$10,000 in the Fund for the time periods indicated and then redeem all of your shares at the end of those periods. The Example also assumes that your investment has a 5% return each year and that the Fund's operating expenses remain the same. Although your actual costs may be higher or lower, based on these assumptions your costs would be:

<u>1 Year</u>	<u>3 Years</u>	<u>5 Years</u>	<u>10 Years</u>
\$ 122	\$ 381	\$ 660	\$1,455

Portfolio Turnover

The Fund pays transaction costs, such as commissions, when it buys and sells securities (or "turns over" its portfolio). A higher portfolio turnover rate may indicate higher transaction costs and may result in higher taxes when Fund shares are held in a taxable account. These costs, which are not reflected in Annual Fund Operating Expenses or in the Example, affect the Fund's performance. During the most recent fiscal year, the Fund's portfolio turnover rate was 10% of the average value of its portfolio.

What are the Fund’s principal investment strategies?

The Government Street Mid-Cap Fund’s portfolio consists primarily of the common stocks of medium capitalization (“mid-cap”) companies that are broadly diversified among economic sectors and industries. Under normal circumstances, at least 80% of the Fund’s net assets (including the amount of any borrowings for investment purposes) will be invested in common stocks of mid-cap companies and shares of exchange traded funds (“ETFs”) that invest primarily in common stocks of mid-cap companies. Common stocks may also include shares of foreign issuers in the form of American Depositary Receipts (“ADRs”) or through investments in ETFs that invest primarily in common stocks of foreign companies. The Adviser defines “mid-cap” companies as those whose market capitalization (number of shares outstanding multiplied by share price) falls within the range of \$500 million to \$8 billion at the time of purchase. The market capitalization of the companies in the Fund’s portfolio changes over time, and the Fund will not automatically sell or cease to purchase stock of a company it already owns just because the company’s market capitalization increases above or decreases below this range.

The Fund is governed by an investment philosophy that seeks to reduce the variability of its returns (risk) and to increase its longer-term compounded returns through a diversified investment strategy. The Fund’s portfolio holdings are typically diversified among a variety of economic sectors and by employing a variety of investment techniques, as described below.

The process for selecting common stocks begins with a list of approximately 450 mid-cap common stocks. The stocks are reviewed for their financial attributes, such as balance sheet quality, earnings history, future prospects and financial ratios (including, but not limited to, debt/equity ratios, return on equity, return on assets and net worth). The list is narrowed to a universe of approximately 400 common stocks. Stocks in this universe are then grouped into either a “growth” or “value” category (depending upon their respective price/book values). Each category (“growth” or “value”) is then sorted into ten economic sector weightings. These twenty categories of stocks serve as the basis for the diversification that is inherent in the portfolio.

The Fund may invest in ETFs if the Adviser believes it is advisable to increase the Fund’s exposure to the broad market or to industry sectors without purchasing a large number of individual securities. ETFs typically hold a portfolio of securities designed to track the performance of a particular index. ETFs differ from traditional index funds in that their shares are listed on a securities exchange and can be traded intraday. The Fund may invest up to 25% of its net assets in ETFs.

The Fund may invest in foreign issuers in the form of American Depositary Receipts (“ADRs”) or through investments in ETFs that invest primarily in common stocks of foreign companies. ADRs are securities that are generally issued by a U.S. bank to U.S. buyers as a substitute for direct ownership of a

foreign security and are traded on U.S. exchanges. ETFs that invest primarily in foreign companies may include regional and/or country specific ETFs, as well as emerging market ETFs. The Fund will invest in foreign issuers when, in the Adviser's opinion, such investments would be advantageous to the Fund and would help it to achieve its investment objective. The Fund may invest up to 25% of its net assets in foreign issuers.

The Fund may commit up to 20% of its net assets in other investments if the Advisor believes it is advisable to manage the overall risk/return characteristics of the portfolio with broader diversification. These may include writing covered call options, investments in fixed income securities and investments in securities (including ETFs) whose performance is linked to the price of an underlying commodity or commodity index. Call options written by the Fund give the holder the right to buy the underlying securities from the Fund at a stated exercise price.

The performance of the Fund and its individual securities is monitored on an ongoing basis. To maintain the quality and diversification that is desired, the portfolio is continuously evaluated and re-balanced periodically. A security may be sold when it no longer meets the Adviser's criteria for investment, when there are more attractive investment opportunities, or when the fundamentals of the issuer's business or general market conditions have changed.

What are the principal risks of investing in the Fund?

The Government Street Mid-Cap Fund is not intended to be a complete investment program and there can be no assurance that the Fund will achieve its investment objective. As with any mutual fund investment, there is a risk that you could lose money by investing in the Fund. An investment in the Fund is not a deposit of a bank and is not insured or guaranteed by the Federal Deposit Insurance Corporation or any other government agency.

Stock Market Risk. The return on and value of an investment in the Fund will fluctuate in response to stock market movements. Stocks and other equity securities are subject to inherent market risks and fluctuations in value due to earnings and other developments affecting a particular company or industry, stock market trends and general economic conditions, investor perceptions, interest rate changes and other factors beyond the control of the Adviser. Stocks tend to move in cycles and may experience periods of turbulence and instability.

Mid-Cap Risk. Mid-cap companies often involve higher risks because they may lack the management experience, financial resources, product diversification and competitive strengths of larger companies. In addition, in many instances, the securities of mid-cap companies are traded only over-the-counter or on a regional securities exchange, and the frequency and volume of their trading is substantially less than is typical of larger companies. Therefore, the securities of mid-cap companies may be subject to greater price fluctuations.

Exchange Traded Fund Risk. An investment in an ETF generally presents the same primary risks as an investment in a conventional investment company, including the risk that the general level of security prices owned by the ETF may decline, thereby affecting the value of the shares of the ETF. In addition, ETFs are subject to certain risks that do not apply to conventional open-end mutual funds, including the risk that the market price of an ETF's shares may trade at a discount to its net asset value, or that an active trading market for an ETF's shares may not be developed or maintained. ETFs are also subject to the risks of the underlying securities or sectors that the ETF is designed to track. When the Fund invests in an ETF, Fund shareholders will indirectly pay a proportionate share of the management fee and operating expenses of the ETF.

Foreign Securities Risk. ADRs and ETFs investing in foreign securities are subject to risks similar to those associated with direct investments in foreign securities. Investment in foreign securities involves risks that may be different from those of U.S. securities. Foreign securities may not be subject to uniform audit, financial reporting or disclosure standards, practices or requirements comparable to those found in the United States. Foreign securities are also subject to the risk of adverse changes in investment or exchange control regulations, expropriation or confiscatory taxation, limitations on the removal of money or other assets, political or social instability, and nationalization of companies or industries.

The risks of foreign investing are of greater concern in the case of investments in emerging markets. Emerging market countries may have economic structures that are generally less diverse and mature than the economies of developed countries and may have unstable governments that are subject to sudden change. The markets of developing countries may have more frequent and larger price changes than those of developed countries.

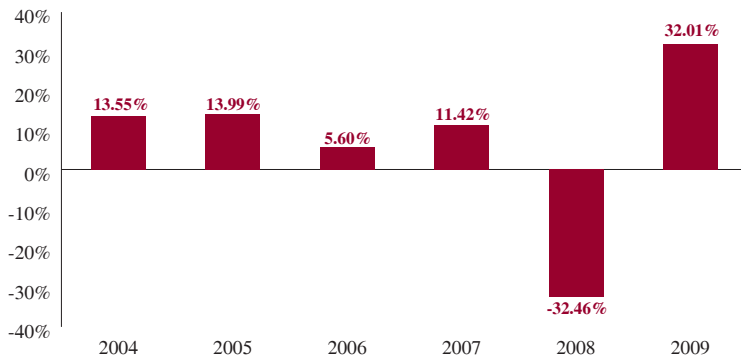
Commodities Market Risk. Investing in instruments whose performance is linked to the price of an underlying commodity or commodity index exposes the Fund to the risks of investing in physical commodities. These risks include regulatory, economic, monetary and political developments, weather events and natural disasters, import controls and worldwide competition, exploration and production spending, tax and other governmental regulations and market disruptions. Commodity prices may be subject to greater volatility than investments in traditional securities.

Covered Call Option Risk. The use of options requires special skills and knowledge of investment techniques that are different than those normally required for purchasing and selling securities. If the Adviser is incorrect in its price expectations and the market price of a security subject to a call option rises above the exercise price of the option, the Fund will lose the opportunity for further appreciation of that security.

Management Risk. The Adviser's method of security selection may not be successful, and the Fund may underperform the stock market as a whole. Some of the Fund's portfolio securities may not appreciate in value as expected.

What has been the Fund's performance history?

The bar chart and performance table shown below provide some indication of the risks and variability of investing in The Government Street Mid-Cap Fund. The bar chart shows changes in the Fund's performance from year to year for each full calendar year of the Fund's operations. The performance table shows how the Fund's average annual total returns for 1 and 5 years and the period since its inception compare with those of a broad measure of market performance. How the Fund has performed in the past is not necessarily an indication of how the Fund will perform in the future. Updated performance information, current through the most recent month end, is available by calling 1-866-738-1125.



The Fund's 2010 year-to-date return through June 30, 2010 is -0.17%.

During the periods shown in the bar chart, the highest return for a quarter was 16.72% during the quarter ended September 30, 2009 and the lowest return for a quarter was -21.67% during the quarter ended December 31, 2008.

Average Annual Total Returns For Periods Ended December 31, 2009:

After-tax returns are calculated using the historical highest individual federal marginal income tax rates and do not reflect the impact of state and local taxes. Actual after-tax returns depend on an investor's tax situation and may differ from those shown, and after-tax returns shown are not relevant to investors who hold their Fund shares through tax-deferred arrangements, such as 401(k) plans or individual retirement accounts.

	One Year	Five Years	Since Inception (November 17, 2003)
Return Before Taxes	32.01%	3.64%	5.49%
Return After Taxes on Distributions...	31.93%	3.27%	5.03%
Return After Taxes on Distributions and Sale of Fund Shares	20.91%	3.13%	4.67%
STANDARD & POOR'S MID-CAP 400 INDEX (reflects no deduction for fees, expenses, or taxes).....	37.38%	3.27%	5.99%

Management of the Fund

Investment Adviser

Leavell Investment Management, Inc. (the "Adviser")

Portfolio Managers

The Fund's portfolio managers are as follows:

Name	Title	Length of Service to the Fund
Thomas W. Leavell	President and Chief Executive Officer	Since inception (2003)
Timothy S. Healey	Executive Vice President and Chief Investment Officer	Since inception (2003)
Richard E. Anthony, Jr., CFA	Vice President	Since 2004
Michael J. Hofto, CFA	Vice President and Chief Financial Officer	Since 2008

Purchase and Sale of Fund Shares

Minimum Initial Investment – \$5,000, except the minimum is \$1,000 for tax-deferred retirement accounts

Minimum Subsequent Investment – None, except the minimum for participants in the Automatic Investment Plan is \$100

General Information. You may purchase or redeem (sell) shares of The Government Street Mid-Cap Fund on each day that the Fund is open for business. Transactions may be initiated by written request, by wire transfer or through your financial institution.

Tax Information

The Government Street Mid-Cap Fund's distributions are generally taxed as ordinary income or capital gains unless you are investing through a tax-deferred arrangement, such as a 401(k) plan or an individual retirement account, or you are a tax-exempt investor.

Payments to Broker-Dealers and Other Financial Intermediaries

If you purchase The Government Street Mid-Cap Fund through a broker-dealer or other financial intermediary (such as a bank), the Fund and its related companies may pay the intermediary for the sale of Fund shares and related services. These payments may create a conflict of interest by influencing the broker-dealer or other intermediary and your salesperson to recommend the Fund over another investment. Ask your salesperson or visit your financial intermediary's web site for more information.

THE ALABAMA TAX FREE BOND FUND

What are the Fund's investment objectives?

The investment objectives of The Alabama Tax Free Bond Fund are to provide current income exempt from federal income taxes and from the personal income taxes of Alabama and to preserve capital.

What are the Fund's fees and expenses?

This table describes the fees and expenses that you may pay if you buy and hold shares of The Alabama Tax Free Bond Fund.

Shareholder Fees (fees paid directly from your investment): None

Annual Fund Operating Expenses (expenses that you pay each year as a percentage of the value of your investment):

Management Fees.....	0.35%
Other Expenses.....	0.40%
Acquired Fund Fees and Expenses.....	<u>0.04%</u>
Total Annual Fund Operating Expenses.....	<u>0.79%</u>

Example

This Example is intended to help you compare the cost of investing in the Fund with the cost of investing in other mutual funds. The Example assumes that you invest \$10,000 in the Fund for the time periods indicated and then redeem all of your shares at the end of those periods. The Example also assumes that your investment has a 5% return each year and that the Fund's operating expenses remain the same. Although your actual costs may be higher or lower, based on these assumptions your costs would be:

<u>1 Year</u>	<u>3 Years</u>	<u>5 Years</u>	<u>10 Years</u>
\$ 81	\$ 252	\$ 439	\$ 978

Portfolio Turnover

The Fund pays transaction costs, such as commissions, when it buys and sells securities (or "turns over" its portfolio). A higher portfolio turnover rate may indicate higher transaction costs and may result in higher taxes when Fund shares are held in a taxable account. These costs, which are not reflected in Annual Fund Operating Expenses or in the Example, affect the Fund's performance. During the most recent fiscal year, the Fund's portfolio turnover rate was 32% of the average value of its portfolio.

What are the Fund's principal investment strategies?

The Alabama Tax Free Bond Fund invests primarily (under normal circumstances, at least 80% of its net assets, including the amount of any borrowings for investment purposes) in municipal bonds, notes and other debt instruments the interest on which is exempt from federal income taxes, including the alternative minimum tax, and from the personal income taxes of Alabama. Alabama tax-exempt obligations are issued primarily by Alabama, its political subdivisions, municipalities, agencies, instrumentalities or public authorities and other qualifying issuers.

The Adviser will select municipal bonds and/or notes based upon the overall credit quality of the issuer, the security's relative interest rate as compared to other securities of comparable maturity, and call features. The Fund's fixed income securities may include floating rate securities and prerefunded bonds. Floating rate securities adjust their effective interest rate at predetermined periodic intervals. Prerefunded bonds have been refinanced by their issuers and their payment is funded from securities in a designated escrow account that holds U.S. Treasury securities. The Fund may invest up to 20% of its net assets in municipal obligations the interest on which is subject to the alternative minimum tax.

The securities in the Fund's portfolio will be rated at the time of purchase in the 3 highest rating categories ("A" or better) by any of the nationally recognized statistical rating organizations ("NRSROs"), or unrated municipal securities that the Adviser determines are of comparable quality. Although the Adviser utilizes the ratings of the NRSROs as a factor in establishing creditworthiness, it relies primarily upon its own analysis of factors in establishing creditworthiness. In the event that the rating of a security held by the Fund is downgraded and is no longer rated among the 3 highest rating categories by any of the NRSROs, the Adviser has the discretion to determine whether the security will be sold or retained by the Fund. A security may also be sold due to changes in market conditions or changes in the Adviser's interest rate forecasts or outlook.

Under normal circumstances, the Fund's weighted average maturity is expected to be between 3 and 10 years, depending on the Adviser's market interest rate forecasts.

The Fund is non-diversified and therefore may invest in a fewer number of issuers than a diversified fund.

What are the principal risks of investing in the Fund?

The Alabama Tax Free Bond Fund is not intended to be a complete investment program and there can be no assurance that the Fund will achieve its investment objectives. As with any mutual fund investment, there is a risk that you could lose money by investing in the Fund. An investment in the Fund is not a deposit of a bank and is not insured or guaranteed by the Federal Deposit Insurance Corporation or any other government agency.

Municipal Securities Risk. The return on and value of an investment in the Fund will fluctuate with changes in interest rates or changes in the creditworthiness of an individual issuer. Generally, when interest rates rise, the value of the Fund's portfolio securities can be expected to decline. Securities with longer maturities generally are more sensitive to interest rate changes than shorter-term securities. The value of the Fund's portfolio securities is also dependent on the creditworthiness of an issuer. A deterioration in the financial condition of an issuer, or a deterioration in general economic conditions, could cause an issuer to fail to pay its principal or interest when due.

Risks Associated with Credit Ratings. A rating by an NRSRO represents the agency's opinion as to credit quality of a security but is not an absolute standard of quality or guarantee as to the creditworthiness of an issuer. Ratings of NRSROs present an inherent conflict of interest because such agencies are paid by the entities whose securities they rate. The credit rating of a security does not necessarily address its market risk (that is, the risk that the value of a security will be adversely affected due to movements in the overall financial markets or changes in the level of interest rates). In addition, ratings may not be revised promptly to reflect developments in the issuer's financial condition.

Liquidity Risk. Liquidity risk is the risk that a security can not be sold at an advantageous time or price, due to a security downgrade or adverse conditions within the municipal market. The secondary market for certain municipal obligations tends to be less well developed or liquid than many other securities markets which may impact the Fund's ability to sell these securities at or near their perceived value.

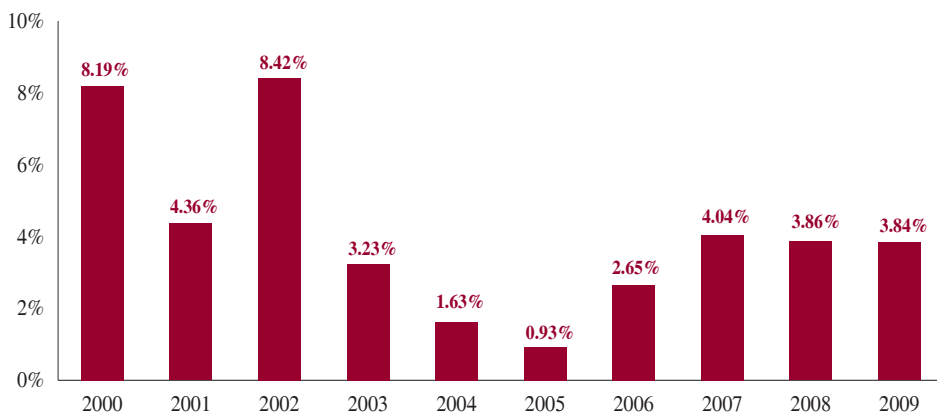
Concentration Risk. Since the Fund concentrates its investments in Alabama municipal obligations, an investment in the Fund may be adversely affected by factors that impact the Alabama economy or its political, geographic and demographic conditions. Alabama's economy relies heavily on the textile, automobile, aerospace and forest products industries, all of which may be affected by cyclical changes. Alabama's job losses during the recession have been steeper than the nation, partly due to its struggling automotive manufacturing industry, and its recovery pace is expected to be slower than the nation as a whole.

Non-Diversification Risk. Because a relatively high percentage of the assets of the Fund may be invested in the securities of a limited number of issuers or in securities issued by entities having similar characteristics, the value of the Fund's shares may be more sensitive to any single economic, business, political or regulatory occurrence than the value of shares of a diversified fund.

Tax Risk. There is a risk that substantial changes in federal or state income tax laws could cause municipal bond prices to decline. Certain Alabama constitutional amendments, legislative measures, executive orders, administrative regulations and vote initiatives could result in adverse consequences affecting Alabama municipal obligations.

What has been the Fund's performance history?

The bar chart and performance table shown below provide some indication of the risks and variability of investing in The Alabama Tax Free Bond Fund. The bar chart shows changes in the Fund's performance from year to year for each of the last 10 calendar years. The performance table shows how the Fund's average annual total returns for 1, 5 and 10 years compare with those of a broad measure of market performance. The Barclays Capital 3-Year Municipal Bond Index is included as an additional comparative index because under normal circumstances, the Fund's weighted average maturity could be as low as 3 years. How the Fund has performed in the past is not necessarily an indication of how the Fund will perform in the future. Updated performance information, current through the most recent month end, is available by calling 1-866-738-1125.



The Fund's 2010 year-to-date return through June 30, 2010 is 1.51%.

During the periods shown in the bar chart, the highest return for a quarter was 3.88% during the quarter ended September 30, 2002 and the lowest return for a quarter was -1.78% during the quarter ended June 30, 2004.

Average Annual Total Returns For Periods Ended December 31, 2009:

After-tax returns are calculated using the historical highest individual federal marginal income tax rates and do not reflect the impact of state and local taxes. Actual after-tax returns depend on an investor's tax situation and may differ from those shown, and after-tax returns shown are not relevant to investors who hold their Fund shares through tax-deferred arrangements, such as 401(k) plans or individual retirement accounts.

	One Year	Five Years	Ten Years
Return Before Taxes	3.84%	3.06%	4.09%
Return After Taxes on Distributions	3.80%	3.05%	4.08%
Return After Taxes on Distributions and Sale of Fund Shares	3.57%	3.08%	4.03%
BARCLAYS CAPITAL 7-YEAR MUNICIPAL BOND INDEX (reflects no deduction for fees, expenses, or taxes)	7.61%	4.58%	5.59%
BARCLAYS CAPITAL 3-YEAR MUNICIPAL BOND INDEX (reflects no deduction for fees, expenses or taxes)	5.78%	4.03%	4.40%

Who is Responsible for Managing the Fund?

Investment Adviser

Leavell Investment Management, Inc. (the "Adviser")

Portfolio Manager

Timothy S. Healey is primarily responsible for the day-to-day management of the portfolio of The Alabama Tax Free Bond Fund and has been the portfolio manager of the Fund since the Fund's inception in 1993. Mr. Healey is an Executive Vice President and the Chief Investment Officer of the Adviser.

Purchase and Sale of Fund Shares

Minimum Initial Investment – \$5,000

Minimum Subsequent Investment – None, except the minimum for participants in the Automatic Investment Plan is \$100

General Information. You may purchase or redeem (sell) shares of The Alabama Tax Free Bond Fund on each day that the Fund is open for business. Transactions may be initiated by written request, by wire transfer or through your financial institution.

Tax Information

The Alabama Tax Free Bond Fund's distributions of interest on municipal obligations are generally not subject to federal income tax. To the extent the Fund invests in Alabama tax-exempt securities, distributions of interest on such securities will be exempt from federal income tax and from the personal income taxes of Alabama. Distributions by the Fund of interest on taxable securities and distributions of realized capital gains will be taxable to shareholders.

Payments to Broker-Dealers and Other Financial Intermediaries

If you purchase The Alabama Tax Free Bond Fund through a broker-dealer or other financial intermediary (such as a bank), the Fund and its related companies may pay the intermediary for the sale of Fund shares and related services. These payments may create a conflict of interest by influencing the broker-dealer or other intermediary and your salesperson to recommend the Fund over another investment. Ask your salesperson or visit your financial intermediary's web site for more information.

ADDITIONAL INVESTMENT INFORMATION

INVESTMENT OBJECTIVES

The investment objective of **The Government Street Equity Fund** is to seek capital appreciation. The Fund seeks to achieve its investment objective by investing, under normal circumstances, at least 80% of its net assets (including the amount of any borrowings for investment purposes) in common stocks and shares of exchange-traded funds that invest primarily in common stocks. The Fund's shareholders will be provided with at least 60 days' prior notice of any change in this policy.

The investment objective of **The Government Street Mid-Cap Fund** is to seek capital appreciation. The Fund seeks to achieve its investment objective by investing, under normal circumstances, at least 80% of its net assets (including the amount of any borrowings for investment purposes) in common stocks of mid-cap companies and shares of exchange traded funds that invest primarily in common stocks of mid-cap companies. The Fund's shareholders will be provided with at least 60 days' prior notice of any change in this policy.

The investment objectives of **The Alabama Tax Free Bond Fund** are to provide current income exempt from federal income taxes and from the personal income taxes of Alabama and to preserve capital. The Fund seeks to achieve its investment objectives by investing primarily (under normal circumstances, at least 80% of its net assets, including the amount of any borrowings for investment purposes) in municipal bonds, notes and other debt instruments the interest on which is exempt from federal income taxes, including the alternative minimum tax, and from the personal income taxes of Alabama. This policy may not be changed without the approval of a majority (as defined by the Investment Company Act of 1940) of the Fund's shares.

ALL FUNDS

Money Market Instruments. Money market instruments will typically represent a portion of each Fund's portfolio, as funds awaiting investment, to accumulate cash for anticipated purchases of portfolio securities and to provide for shareholder redemptions and operational expenses of the Fund. Money market instruments mature in 13 months or less from the date of purchase and include U.S. Government securities and corporate debt securities (including those subject to repurchase agreements), bankers' acceptances and certificates of deposit of domestic branches of U.S. banks, shares of money market funds and commercial paper (including variable amount demand master notes). At the time of purchase, money market instruments will have a short-term rating in the highest category by any NRSRO or, if not rated, will have been issued by a corporation having an outstanding unsecured debt issue rated in the 3 highest categories of any NRSRO or, if not so rated, of equivalent quality in the Adviser's opinion.

THE GOVERNMENT STREET EQUITY FUND/THE GOVERNMENT STREET MID-CAP FUND

Covered Call Options. The Government Street Equity Fund and The Government Street Mid-Cap Fund may write covered call options. Call options written by a Fund will give the holder the right to buy the underlying securities from the Fund at a stated exercise price. These options are “covered” by a Fund because it will own the underlying securities as long as the option is outstanding. A Fund will receive a premium from writing a call option, which increases the Fund’s return in the event the option expires unexercised or is closed out at a profit. The amount of the premium will reflect, among other things, the relationship of the market price of the underlying security to the exercise price of the option and the remaining term of the option. By writing a call option, a Fund limits its opportunity to profit from any increase in the market value of the underlying security above the exercise price of the option. A Fund’s use of covered call options is intended to increase the total return of its investment portfolio. It is anticipated that the covered calls will be written primarily against highly appreciated, low basis securities to increase income flows. The Adviser expects that the Funds’ use of covered calls will be very limited in scope.

Call writing affects the Funds’ portfolio turnover rate and the amount of brokerage commissions paid. Commissions for options, which are normally higher than for general securities transactions, are payable when writing calls and when entering into closing purchase transactions.

Exchange Traded Funds. To participate in various markets and market sectors, the Funds may invest in shares of exchange traded funds (“ETFs”). The Adviser believes that ETFs are a convenient and economical way to invest in both broad market indexes (for example, the S&P 500 Index and the S&P 400 MidCap Index, etc.) and market sector indexes (for example, healthcare indexes, utilities indexes, real estate indexes, commodity indexes, etc.), particularly since ETFs may be bought and sold like stocks — at any time the applicable stock exchange is open for trading. When a Fund invests in an ETF, Fund shareholders will indirectly pay a proportionate share of the management fee and operating expenses of the ETF. As with conventional mutual funds, ETFs charge asset-based fees, although these fees tend to be relatively low. Investors pay only customary brokerage fees to buy and sell ETF shares; ETFs do not charge sales loads or redemption fees. The Funds may invest in ETFs tracking indexes representing a general market, industry sectors or market capitalization sectors.

Temporary Defensive Measures. Money market instruments may be purchased by the Funds for temporary defensive purposes when the Adviser believes the prospect for capital appreciation in the equity securities markets is not attractive. As a result of engaging in these temporary measures, the Funds may not achieve their investment objectives.

THE ALABAMA TAX FREE BOND FUND

The Alabama Tax Free Bond Fund invests primarily in:

- (1) Tax-exempt bonds which are rated AAA, AA, or A by Standard & Poor's Ratings Group ("S&P") or Fitch Ratings Ltd. ("Fitch"), or Aaa, Aa, or A by Moody's Investors Service, Inc. ("Moody's"), or which have an equivalent rating by any other NRSROs, or which are considered by the Adviser to have essentially the same characteristics and quality as securities having such ratings; and
- (2) Tax-exempt notes of issuers having an issue of outstanding municipal obligations rated AAA, AA or A by S&P or Fitch or Aaa, Aa or A by Moody's, or which are guaranteed by the U.S. Government, or which are rated MIG-1 or MIG-2 by Moody's or have an equivalent rating by any other NRSRO.

Although the Fund normally invests substantially all of its assets in obligations exempt from federal and Alabama state income taxes, market conditions may from time to time limit availability. During periods when the Fund is unable to purchase such obligations, the Adviser will seek to invest the assets of the Fund in municipal obligations the interest on which is exempt from federal income taxes, but which are subject to the personal income taxes of Alabama.

With respect to those municipal obligations that are not rated by an NRSRO, the Fund will be more reliant on the Adviser's judgment, analysis and experience than would be the case if such municipal obligations were rated. In evaluating the creditworthiness of an issue, whether rated or unrated, the Adviser may take into consideration, among other things, the issuer's financial resources, its sensitivity to economic conditions and trends, the operating history of and the community support for the facility financed by the issue, the ability of the issuer's management and regulatory matters. The rating of a municipal obligation represents the rating agency's opinion as to credit quality, but is not an absolute standard of quality or a guarantee of the creditworthiness of an issuer.

Temporary Defensive Measures. As a temporary defensive measure during times of adverse market conditions, up to 50% of the assets of The Alabama Tax Free Bond Fund may be held in cash or invested in taxable short-term obligations. These may include:

- (1) Obligations issued or guaranteed as to interest and principal by the U.S. Government or its agencies or instrumentalities, which may be subject to repurchase agreements; and
- (2) Commercial paper that is rated A-1 or A-2 by S&P or Fitch, or P-1 or P-2 by Moody's (or which is unrated but which is considered to have essentially the same characteristics and qualities as commercial paper having such ratings), obligations of banks with \$1 billion of assets (including certificates of deposit, bankers' acceptances and repurchase agreements), shares of money market funds and cash equivalents.

Interest income from these short-term obligations may be taxable to shareholders as ordinary income for federal and state income tax purposes. As a result of engaging in these temporary measures, the Fund may not achieve its investment objective.

HOW TO PURCHASE SHARES

There are **no sales commissions** charged to investors. You may obtain assistance in opening an account by calling Ultimus Fund Solutions, LLC (the “Administrator”) toll-free 1-866-738-1125, or by writing to the Administrator at the address shown below for regular mail orders. You may also obtain assistance through any broker-dealer or financial institution authorized to sell shares of the Funds. Contact your brokerage firm or financial institution to determine whether it is authorized to accept orders on behalf of the Funds. Your broker-dealer or financial institution may charge you a fee for its services.

The minimum initial investment in the Funds is \$5,000, or \$1,000 for tax-deferred retirement accounts. The Funds may, in the Adviser’s sole discretion, accept certain accounts with less than the stated minimum initial investment. All purchase checks must be written in U.S. dollars and drawn on a U.S. bank. The Funds do not accept cash, drafts, “starter” checks, travelers checks, credit card checks, post-dated checks, cashier’s checks under \$10,000, or money orders. In addition, to protect the Funds from check fraud, the Funds do not accept checks made payable to third parties.

Shares will be purchased at a Fund’s net asset value (“NAV”) next determined after your order is received by the Administrator in proper form. An order is considered to be in proper form if it is complete and contains all necessary information to process the order, is accompanied by payment in full of the purchase amount, and is delivered in an approved manner as set forth in this Prospectus. Direct orders received in proper form by the Administrator, whether by mail or bank wire, prior to the close of the regular session of trading on the New York Stock Exchange (the “Exchange”) on any business day, generally 4:00 p.m. Eastern time, will purchase shares at the NAV next determined on that business day. If your order is not received by the close of the regular session of trading on the Exchange, your order will purchase shares at the NAV determined on the next business day. Purchase orders received by authorized broker-dealers and other financial institutions prior to the close of the regular session of trading on the Exchange on any business day will purchase shares at the NAV determined on that day.

You should be aware that the Funds’ Account Application contains provisions in favor of the Funds, the Adviser, the Administrator and certain of their affiliates, excluding such entities from liability in connection with the performance of any acts instructed by the shareholder or genuinely believed to be instructed by the shareholder; provided, however, that such entities will be excluded from liability only if such entities have exercised due care to determine that the instructions are genuine. If reasonable procedures are not followed by such entities, they will not be excluded from liability.

By sending your check to the Administrator, please be aware that you are authorizing the Administrator to make a one-time electronic debit from your account at the financial institution indicated on your check. Your bank account

will be debited as early as the same day the Administrator receives your payment in the amount of your check; no additional amount will be added to the total. The transaction will appear on your bank statement. Your original check will be destroyed once processed, and you will not receive your cancelled check back. If the Administrator cannot post the transaction electronically, you authorize the Administrator to present an image copy of your check for payment.

If an order to purchase shares is cancelled because your check does not clear, you will be responsible for any resulting losses or fees incurred by the Funds or the Administrator in the transaction.

Regular Mail Orders. Please complete and sign the Account Application accompanying this Prospectus, enclose your check made payable to the appropriate Fund, and mail it to:

The Government Street Funds
c/o Shareholder Services
P.O. Box 46707
Cincinnati, Ohio 45246-0707

Bank Wire Orders. You may invest in the Funds by bank wire. To establish a new account or add to an existing account by wire, please call the Administrator at 1-866-738-1125 before wiring funds to advise the Administrator of the investment, the dollar amount and the account registration. For initial purchases, you should be prepared to provide the Administrator, by mail or facsimile, with a completed, signed Account Application. This will ensure prompt and accurate handling of your investment. Please have your bank use the following wiring instructions to purchase by wire:

US Bank NA
ABA# 042000013
For The Government Street Funds #0199456682
For [Name of Fund]
For [Shareholder name and account number or tax
identification number]

It is important that the wire contain all the information and that the Funds receive prior telephone notification to ensure proper credit. Once your wire is sent you should, as soon as possible thereafter, complete and mail your Account Application to the Administrator as described under “Regular Mail Orders” above.

Additional Investments. You may add to your account by mail or wire at any time by purchasing shares at the then current NAV. Before making additional investments by bank wire, please call the Administrator at 1-866-738-1125 to alert the Administrator that your wire is to be sent. Follow the wire instructions above to send your wire. When calling for any reason, please have your account number ready, if known. Mail orders should include, when possible, the “Invest by Mail” stub that is attached to your Fund confirmation statement. Otherwise, be sure to identify your account in your letter.

Automatic Investment Plan. The Automatic Investment Plan enables you to make regular periodic investments in shares through automatic charges to your checking account. With your authorization and bank approval, the Administrator will automatically charge your checking account for the amount specified (\$100 minimum) which will be automatically invested in shares at the then current NAV on or about the 15th day or the last business day of the month or both. You may change the amount of the investment or discontinue the plan at any time by writing to the Administrator.

Exchange Privilege. You may use proceeds from the redemption of shares of any Fund to purchase shares of another Fund, provided that shares of the Fund to be acquired are offered for sale in your state of residence. There is no charge for this exchange privilege. Before making an exchange, you should read the portion of the Prospectus relating to the Fund into which the shares are to be exchanged. The shares of the Fund to be acquired will be purchased at the NAV next determined after receipt by the Administrator of the exchange request in proper form. The exchange of shares of one Fund for shares of another Fund is treated, for federal income tax purposes, as a sale on which you may realize a taxable gain or loss. To prevent the abuse of the exchange privilege to the disadvantage of other shareholders, each Fund reserves the right to terminate or modify the exchange privilege upon 60 days' notice to shareholders.

Customer Identification and Verification. To help the government fight the funding of terrorism and money laundering activities, federal law requires all financial institutions to obtain, verify and record information that identifies each person that opens a new account, and to determine whether such person's name appears on government lists of known or suspected terrorists and terrorist organizations. As a result, the Funds must obtain the following information for each person that opens a new account:

- Name;
- Date of birth (for individuals);
- Residential or business street address (although post office boxes are still permitted for mailing); and
- Social security number, taxpayer identification number, or other identifying number.

You may also be asked for a copy of your driver's license, passport, or other identifying document in order to verify your identity. In addition, it may be necessary to verify your identity by cross-referencing your identification information with a consumer report or other electronic database. Additional information may be required to open accounts for corporations and other entities. Federal law prohibits the Funds and other financial institutions from opening a new account unless they receive the minimum identifying information listed above.

After an account is opened, the Funds may restrict your ability to purchase additional shares until your identity is verified. The Funds also may close your account or take other appropriate action if they are unable to verify your identity within a reasonable time. If your account is closed for this reason, your shares will be redeemed at the NAV next calculated after the account is closed.

Frequent Purchases and Redemptions of Fund Shares. The Funds have been designed as long-term investments and not as frequent or short-term trading (“market timing”) options. The Funds discourage and do not accommodate frequent purchases and redemptions. Accordingly, the Board of Trustees has adopted policies and procedures in an effort to detect and prevent market timing in the Funds. The Funds, through their service providers, monitor shareholder trading activity to ensure compliance with the Funds’ policies. The Funds prepare reports illustrating purchase and redemption activity to detect market timing activity. The Funds have also reserved the right to impose a limit on the number of exchanges between the Funds. In addition, the Funds reserve the right to reject any purchase request that they believe to be market timing or otherwise potentially disruptive in nature. These actions, in the Board’s opinion, should help reduce the risk of abusive trading in the Funds. The Funds may also modify any terms or conditions of purchase of shares or withdraw all or any part of the offering made by this Prospectus. Each of the restrictions on frequent purchases and redemptions of Fund shares described above applies uniformly in all cases.

The Funds believe that market timing activity is not in the best interest of shareholders. Market timing can be disruptive to the portfolio management process and may adversely impact the ability of the Adviser to implement the Funds’ investment strategies. In addition to being disruptive, the risks to the Funds presented by market timing are higher expenses through increased trading and transaction costs; forced and unplanned portfolio turnover; large asset swings that decrease the Funds’ ability to maximize investment returns; and potentially diluting the value of the Funds’ shares. These risks can have an adverse affect on the Funds’ performance.

The Funds have entered into agreements with intermediaries obligating them to provide, upon request, information regarding their customers and their customers’ transactions in shares of the Funds when shares are held in omnibus accounts. The Funds rely on intermediaries to help enforce their market timing policies. For example, intermediaries assist the Funds in determining whether an investor is trading in violation of the Funds’ policies. The Funds reserve the right to reject an order placed from an omnibus account. Although the Funds have taken these steps to discourage frequent purchases and redemptions of shares, the Funds cannot guarantee that such trading will not occur.

HOW TO REDEEM SHARES

You may redeem shares of the Funds on each day that the Funds are open for business by sending a written request to the Funds. The Funds are open for business on each day the Exchange is open for business. All redemption orders received in proper form, as indicated herein, by the Administrator prior to the close of the regular session of trading on the Exchange, generally 4:00 p.m. Eastern time, will redeem shares at the NAV determined as of that business day's close of trading. Otherwise, your order will redeem shares at the NAV determined on the next business day. An order is considered to be in proper form if it is complete and contains all necessary information to process the order (including the proper account information, the number of shares or dollar amount to be redeemed and the appropriate signatures), and is delivered in an approved manner as set forth in this Prospectus. You may also redeem your shares through a broker-dealer or financial institution that has been authorized to accept orders on behalf of the Funds. Your redemption will be processed at the NAV determined on that business day if your order is received by the broker or financial institution in proper form prior to the close of the regular session of trading on the Exchange on that day. Contact your brokerage firm or financial institution to determine whether it is authorized to accept orders on behalf of the Funds. Your brokerage firm or financial institution may charge you a fee for its services.

Your request should be mailed to the address below and include the following information:

The Government Street Funds
c/o Shareholder Services
P.O. Box 46707
Cincinnati, Ohio 45246-0707

- 1) your letter of instruction or a stock assignment specifying the name of the applicable Fund, the account number, and the number of shares or dollar amount to be redeemed. This request must be signed by all registered shareholders in the exact names in which they are registered;
- 2) any required signature guarantees (see "Signature Guarantees"); and
- 3) other supporting legal documents, if required in the case of estates, trusts, guardianships, custodianships, corporations, partnerships, pension or profit sharing plans, and other organizations.

If you are uncertain of the requirements for redemption, please contact the Administrator at 1-866-738-1125 or write to the address shown above.

Your redemption proceeds will be mailed to you within 3 business days after receipt of your redemption request in proper form. However, a Fund may delay forwarding a redemption check for recently purchased shares while it determines whether the purchase payment will be honored. You may reduce or avoid such

delay (which may take up to 15 days) if you purchase shares by certified check or wire transfer. In such cases, the NAV next determined after receipt of your request for redemption will be used in processing your redemption and your redemption proceeds will be mailed to you upon clearance of your check to purchase shares.

You may choose to have redemption proceeds mailed to your address of record, your bank, or to any other authorized person. You may have the proceeds sent to your domestic bank by bank wire (\$5,000 minimum) or through an Automated Clearing House (“ACH”) transaction (\$100 minimum). You may not redeem shares of the Funds by wire on days that your bank is not open for business. Redemption proceeds will only be sent to the bank account or person named in your Account Application currently on file with the Funds. You may change your redemption instructions any time you wish by sending a letter to the Administrator with your new redemption instructions.

The Board of Trustees reserves the right to involuntarily redeem any account having an account value of less than \$5,000, or less than \$1,000 for tax-deferred retirement accounts (due to redemptions, exchanges or transfers, but not due to market action) upon 60 days’ written notice. If you bring your account value up to the minimum requirements during the notice period, your account will not be redeemed. Redemptions from retirement plans may be subject to tax withholding.

Signature Guarantees. To protect your account and the Funds from fraud, a signature guarantee may be required to be sure that you are the person who has authorized a redemption if the shares to be redeemed have a value of more than \$50,000. Signature guarantees are also required (1) for change of registration requests, (2) for requests to establish or change redemption services other than through your initial Account Application, and (3) if the name(s) or the address on your account has been changed within 30 days of your redemption request. The Administrator will accept signatures guaranteed by a domestic bank or trust company, broker, dealer, clearing agency, savings association or other financial institution that participates in the STAMP Medallion Program sponsored by the Securities Transfer Association. Signature guarantees from financial institutions that do not participate in the STAMP Medallion Program will not be accepted. A notary public cannot provide a signature guarantee. The Administrator has adopted standards for accepting signature guarantees from the above institutions. The Funds and the Administrator reserve the right to amend these standards at any time without notice.

Systematic Withdrawal Plan. If your shares of any Fund are valued at \$10,000 or more at the current NAV, you may establish a Systematic Withdrawal Plan to receive a check, on the 15th and/or the last business day of each month, in a stated amount of not less than \$100. The Funds will automatically redeem sufficient shares from your account to meet the specified withdrawal amount. You may establish this service whether dividends and distributions are reinvested or paid in cash. Systematic withdrawals may be deposited directly to your bank account by completing the applicable section on the Account Application form accompanying this Prospectus, or by writing to the Administrator.

Redemptions in Kind. Each Fund may redeem its shares by payment in kind when circumstances exist that would, in the opinion of the Adviser, make it in the best interests of the Fund and its shareholders to do so. In such case, the Adviser, under the supervision of the Board of Trustees and in accordance with the Trust's procedures, may authorize payment to be made in portfolio securities or other property of the Funds. A redemption in kind will consist of securities equal in market value to your shares. It is the Adviser's intention, at the present time, to reimburse shareholders for their brokerage costs and any other fees or losses incurred by them in selling such securities immediately upon receipt thereof. The Adviser may determine to discontinue this practice at any time without notice to shareholders.

HOW NET ASSET VALUE IS DETERMINED

The NAV of each Fund is determined on each business day that the Exchange is open for trading, as of the close of the Exchange (currently 4:00 p.m., Eastern time). Each Fund's NAV is determined by dividing the total value of all Fund securities (valued at market value) and other assets, less liabilities, by the total number of shares then outstanding. NAV includes interest on fixed income securities, which is accrued daily. See the Statement of Additional Information for further details.

Securities traded on a national stock exchange will be valued at the closing price on the principal exchange where the security is traded on the valuation date. Securities that are quoted by NASDAQ are valued at the NASDAQ Official Closing Price. Securities that are traded over-the-counter are priced at the last sale price, if available; otherwise, they are valued at the last quoted bid price. Fixed income securities will ordinarily be traded in the over-the-counter market and common stocks will ordinarily be traded on a national securities exchange, but may also be traded in the over-the-counter market.

When market quotations are not readily available, securities may be valued on the basis of prices provided by an independent pricing service. The prices provided by the pricing service are determined with consideration given to institutional bid and last sale prices and take into account securities prices, yields, maturities, call features, ratings, institutional trading in similar groups of securities and developments related to specific securities. The Trustees will satisfy themselves that such pricing services consider all appropriate factors relevant to the value of such securities in determining their market value. Call options written by The Government Street Equity Fund and The Government Street Mid-Cap Fund are valued at the then current market quotation, using the ask price as of the close of each day on the principal exchanges on which they are traded. Securities and other assets for which no quotations are readily available or whose valuations are considered to be unreliable due to significant market or other events will be valued in good faith at fair value using methods approved by the Board of Trustees. Valuing portfolio securities at fair value involves reliance on judgment and a security's fair value may differ depending

on the method used for determining value. As a result, the values of some securities used in calculating a Fund's NAV may differ from quoted or published prices for the same securities.

To the extent any assets of a Fund are invested in other open-end investment companies that are registered under the Investment Company Act of 1940, the Fund's NAV with respect to those assets is calculated based upon the NAVs of such registered open-end investment companies, and the prospectuses for these companies explain the circumstances under which they will use fair value pricing and the effects of using fair value pricing.

MANAGEMENT OF THE FUNDS

Each Fund is a series of Williamsburg Investment Trust (the "Trust"), an open-end management investment company organized as a Massachusetts business trust. The Board of Trustees supervises the business activities of the Funds. Like other mutual funds, the Trust retains various organizations to perform specialized services for the Funds.

Subject to the authority of the Board of Trustees, Leavell Investment Management, Inc. (the "Adviser") provides a continuous program of supervision of each Fund's assets, including the composition of its portfolio, and furnishes advice and recommendations with respect to investments, investment policies and the purchase and sale of securities, pursuant to Investment Advisory Agreements with the Trust. The Adviser is also responsible for the selection of broker-dealers through which each Fund executes portfolio transactions, subject to brokerage policies approved by the Trustees, and provides certain executive personnel to the Funds.

In addition to acting as investment adviser to the Funds, the Adviser also provides investment advice to corporations, trusts, pension and profit sharing plans, other business and institutional accounts and individuals. The address of the Adviser is P.O. Box 1307, Mobile, Alabama 36633.

The Government Street Equity Fund

Thomas W. Leavell is primarily responsible for managing the portfolio of The Government Street Equity Fund. Mr. Leavell, who has served as portfolio manager since the Fund's inception, has been President and Chief Executive Officer of the Adviser since his founding of the firm in 1979. He holds a B.S. degree from Auburn University and an M.B.A. from the University of Kentucky.

Compensation of the Adviser with respect to The Government Street Equity Fund, based upon the Fund's average daily net assets, is at the following annual rates: 0.60% on the first \$100 million; and 0.50% on assets over \$100 million. During the fiscal year ended March 31, 2010, The Government Street Equity Fund paid investment advisory fees equal to 0.60% of the Fund's average daily net assets.

The Government Street Mid-Cap Fund

The Adviser utilizes a team approach in managing the portfolio of The Government Street Mid-Cap Fund. Each of the Fund's four portfolio managers is responsible for the research and selection of securities within different business sectors. The portfolio managers of The Government Street Mid-Cap Fund and the sectors for which they are responsible are:

- Thomas W. Leavell — responsible for Healthcare sector. Mr. Leavell, who has served as a Portfolio Manager of The Government Street Mid-Cap Fund since the Fund's inception, has been President and Chief Executive Officer of the Adviser since his founding of the firm in 1979. He holds a B.S. degree from Auburn University and an M.B.A. from the University of Kentucky.
- Timothy S. Healey — responsible for Industrial, Technology and Materials sectors. Mr. Healey, who has served as a Portfolio Manager of The Government Street Mid-Cap Fund since the Fund's inception, is an Executive Vice President and the Chief Investment Officer of the Adviser and has been a Portfolio Manager with the Adviser since 1986. He holds a B.S. degree in Finance from the University of Alabama.
- Richard E. Anthony, Jr., CFA — responsible for Energy, Utility, Finance, Telecom and Consumer Staples sectors. Mr. Anthony is a Vice President of the Adviser and has served as a Portfolio Manager of The Government Street Mid-Cap Fund since his employment with the Adviser beginning in December 2004. He holds a B.S. degree in Business Administration and an M.S. in Engineering from the University of Alabama.
- Michael J. Hofto, CFA — responsible for Consumer Discretionary sector. Mr. Hofto is a Vice President and the Chief Financial Officer of the Adviser and has served as a Portfolio Manager of The Government Street Mid-Cap Fund since May 2008. He joined the Adviser in September 2007, prior to which he was President and Chief Executive Officer of Saunders Engine & Equipment Company Inc. He holds a B.S. degree in Chemical Engineering from Virginia Polytechnic Institute & State University and an M.B.A. from The Wharton School at the University of Pennsylvania.

Compensation of the Adviser with respect to The Government Street Mid-Cap Fund is at the annual rate of 0.75% of the Fund's average daily net assets. During the fiscal year ended March 31, 2010, The Government Street Mid-Cap Fund paid investment advisory fees (after fee waivers) equal to 0.70% of the Fund's average daily net assets.

The Alabama Tax Free Bond Fund

Timothy S. Healey is primarily responsible for managing the portfolio of The Alabama Tax Free Bond Fund and has acted in this capacity since the Fund's inception. Mr. Healey is an Executive Vice President and the Chief Investment Officer of the Adviser and has been a Portfolio Manager with the firm since 1986. He holds a B.S. degree in Finance from the University of Alabama.

Compensation of the Adviser with respect to The Alabama Tax Free Bond Fund, based upon the Fund's average daily net assets, is at the following annual rates: 0.35% on the first \$100 million; and 0.25% on assets over \$100 million. During the fiscal year ended March 31, 2010, The Alabama Tax Free Bond Fund paid investment advisory fees (after fee waivers) equal to 0.25% of the Fund's average daily net assets. The Adviser currently intends to waive its investment advisory fees to the extent necessary to limit the total operating expenses of the Fund (excluding Acquired Fund Fees and Expenses) to 0.65% per annum of its average daily net assets. However, there is no assurance that any voluntary fee waivers will continue in the current or future fiscal years, and annual operating expenses of the Fund may therefore exceed 0.65% of its average daily net assets.

For More Information - The Statement of Additional Information provides additional information about the portfolio managers' compensation, other accounts managed by the portfolio managers, and the portfolio managers' ownership of shares of the Funds.

For a discussion of the factors considered by the Board of Trustees in its most recent approval of each Fund's Investment Advisory Agreement, including the Board's conclusions with respect thereto, see the Funds' annual report for the year ended March 31, 2010.

DIVIDENDS, DISTRIBUTIONS AND TAXES

Each Fund has qualified and intends to remain qualified as a "regulated investment company" under Subchapter M of the Internal Revenue Code of 1986. By so qualifying, each Fund will not be subject to federal income tax on that part of its net investment income and net realized capital gains that it distributes to its shareholders. Shareholders are liable for taxes on distributions of net investment income and net realized capital gains of the Funds but, of course, shareholders who are not subject to tax on their income will not be required to pay taxes on amounts distributed to them. The Government Street Equity Fund intends to declare dividends from net investment income quarterly, payable in March, June, September and December, on a date selected by management. The Government Street Mid-Cap Fund intends to declare dividends from net investment income annually, payable on a date selected by management. The Alabama Tax Free Bond Fund intends to declare dividends from net investment income on each business day and to pay such dividends monthly. In addition, distributions may be made annually in December out of any net short-term or long-term capital gains derived from the sale of securities and premiums from expired options realized through October 31 of that year. Each Fund may make a supplemental distribution of capital gains at the end of its fiscal year. The nature and amount of all dividends and distributions will be identified separately when tax information is distributed by the Funds at the end of each year. The Funds intend to withhold federal income taxes on taxable distributions made to persons who are neither citizens nor residents of the United States or other shareholders subject to such withholding.

Distributions attributable to ordinary income and short-term capital gains are generally taxed as ordinary income, although certain income dividends may be taxed to non-corporate shareholders at long-term capital gains rates. In the case of corporations that hold shares of the Funds, certain income may qualify for a 70% dividends-received deduction. Distributions of long-term capital gains are generally taxed as long-term capital gains, regardless of how long you have held your Fund shares.

There is no fixed dividend rate, and there can be no assurance as to the payment of any dividends or the realization of any gains for any Fund. Current practice of The Government Street Equity Fund, subject to the discretion of management, is for declaration and payment of income dividends during the last week of each calendar quarter. Dividends and capital gains distributions may be reinvested in additional shares of the Funds or paid in cash, as indicated on your Account Application. If no option is selected on your Application, distributions will automatically be reinvested in additional shares. Tax consequences to shareholders of dividends and distributions are the same if received in cash or if received in additional shares of the Funds. In addition to federal taxes, you may be subject to state and local taxes on distributions.

Redemptions and exchanges of shares of the Funds are taxable events on which you may realize a gain or loss.

The Alabama Tax Free Bond Fund

Because The Alabama Tax Free Bond Fund intends to distribute to shareholders substantially all of its net investment income and net realized capital gains in accordance with the timing requirements imposed by the Internal Revenue Code, it is expected that the Fund will not be required to pay any federal income or excise taxes. The Fund also expects that its dividends paid from interest on municipal obligations will generally be exempt from federal income tax because the Fund intends to satisfy certain requirements of the Internal Revenue Code. One such requirement is that at the close of each quarter of the taxable year of the Fund, at least 50% of the value of its total assets consists of obligations whose interest is exempt from federal income tax. Distributions of income from investments in taxable securities and from certain other investments of the Fund (including capital gains from the sale of securities) will be taxable to the shareholder, whether distributed in cash or in additional shares. However, it is expected that such amounts will not be substantial in relation to the tax-exempt interest received by the Fund.

A statement will be sent to each shareholder of the Fund after the end of each calendar year setting forth the federal income tax status of all distributions for such calendar year, including the portion exempt from federal income tax as "exempt-interest dividends;" the portion, if any, that is a tax preference item under the federal alternative minimum tax; the portion taxable as ordinary income; and the portion taxable as capital gains.

Current federal tax law limits the types and volume of bonds qualifying for the federal income tax exemption of interest and makes interest on certain tax-exempt bonds and distributions by the Fund of such interest a tax preference item for purposes of the individual and corporate alternative minimum tax. In addition, all exempt-interest dividends may affect a corporate shareholder's alternative minimum tax liability. Applicable tax law and changes therein may also affect the availability of municipal obligations for investment by the Fund and the value of the Fund's portfolio.

Under existing Alabama tax laws, as long as the Fund qualifies as a "regulated investment company" under the Internal Revenue Code, and provided the Fund is invested in obligations the interest on which would be exempt from Alabama personal income taxes if held directly by an individual shareholder (such as obligations of Alabama or its political subdivisions, or of the United States or of certain territories or possessions of the United States), dividends paid by the Fund that represent interest received by the Fund on such obligations will be exempt from Alabama personal income taxes. To the extent that distributions by the Fund are derived from long-term or short-term capital gains on such obligations, or from interest or capital gains on other types of obligations, such distributions will not be exempt from Alabama personal income tax.

Capital gains or losses realized from a redemption of shares of the Fund by an Alabama resident will be taxable for Alabama personal income tax purposes. Interest on indebtedness incurred (directly or indirectly) by a shareholder of the Fund to purchase or carry shares of the Fund will not be deductible for Alabama income tax purposes.

This discussion of the federal and state income tax consequences of an investment in the Funds is not exhaustive on the subject. Consequently, investors should seek qualified tax advice.

FINANCIAL HIGHLIGHTS

The financial highlights tables are intended to help you understand each Fund's financial performance for the past 5 years. Certain information reflects financial results for a single Fund share. The total returns in the table represent the rate that an investor would have earned or lost on an investment in the Funds (assuming reinvestment of all dividends and distributions). This information has been audited by Ernst & Young LLP, the Funds' independent registered public accounting firm, whose report, along with the Funds' financial statements, is included in the annual report, which is available upon request.

The Government Street Equity Fund

Selected Per Share Data and Ratios for a Share Outstanding Throughout Each Year

	Years Ended March 31,				
	2010	2009	2008	2007	2006
Net asset value at beginning of year.....	\$ 26.72	\$ 44.76	\$ 48.37	\$ 52.42	\$ 47.11
Income (loss) from investment operations:					
Net investment income.....	0.40	0.55	0.57	0.48	0.50
Net realized and unrealized gains (losses) on investments.....	<u>14.17</u>	<u>(18.07)</u>	<u>(2.12)</u>	<u>2.90</u>	<u>5.31</u>
Total from investment operations.....	<u>14.57</u>	<u>(17.52)</u>	<u>(1.55)</u>	<u>3.38</u>	<u>5.81</u>
Less distributions:					
Dividends from net investment income.....	(0.40)	(0.52)	(0.57)	(0.48)	(0.50)
Distributions from net realized gains....	—	—	(1.31)	(6.95)	—
Return of capital.....	—	—	(0.18)	—	—
Total distributions.....	<u>(0.40)</u>	<u>(0.52)</u>	<u>(2.06)</u>	<u>(7.43)</u>	<u>(0.50)</u>
Net asset value at end of year.....	<u>\$ 40.89</u>	<u>\$ 26.72</u>	<u>\$ 44.76</u>	<u>\$ 48.37</u>	<u>\$ 52.42</u>
Total return ^(a)	<u>54.71%</u>	<u>(39.43%)</u>	<u>(3.51%)</u>	<u>7.04%</u>	<u>12.39%</u>
Net assets at end of year (000's).....	<u>\$ 57,766</u>	<u>\$ 37,656</u>	<u>\$ 67,267</u>	<u>\$ 87,757</u>	<u>\$ 107,243</u>
Ratio of expenses to average net assets....	0.90%	0.91%	0.84%	0.84%	0.78%
Ratio of net investment income to average net assets.....	1.14%	1.47%	1.12%	0.96%	0.95%
Portfolio turnover rate.....	30%	35%	12%	15%	17%

^(a) Total return is a measure of the change in value of an investment in the Fund over the period covered, which assumes any dividends or capital gains distributions are reinvested in shares of the Fund. Returns do not reflect the deduction of taxes a shareholder would pay on Fund distributions or the redemption of Fund shares.

The Government Street Mid-Cap Fund

Selected Per Share Data and Ratios for a Share Outstanding Throughout Each Year

	Years Ended March 31,				
	2010	2009	2008	2007	2006
Net asset value at beginning of year.....	\$ 8.46	\$ 12.28	\$ 13.13	\$ 13.71	\$ 11.30
Income (loss) from investment operations:					
Net investment income.....	0.05	0.05	0.03	0.04	0.05
Net realized and unrealized gains (losses) on investments.....	<u>4.41</u>	<u>(3.82)</u>	<u>(0.53)</u>	<u>0.45</u>	<u>2.38</u>
Total from investment operations.....	<u>4.46</u>	<u>(3.77)</u>	<u>(0.50)</u>	<u>0.49</u>	<u>2.43</u>
Less distributions:					
Dividends from net investment income.....	(0.05)	(0.05)	(0.05)	(0.05)	(0.02)
In excess of net investment income.....	—	(0.00) ^(a)	—	—	—
Distributions from net realized gains....	—	(0.00) ^(a)	(0.30)	(1.02)	—
Total distributions.....	<u>(0.05)</u>	<u>(0.05)</u>	<u>(0.35)</u>	<u>(1.07)</u>	<u>(0.02)</u>
Net asset value at end of year.....	\$ <u>12.87</u>	\$ <u>8.46</u>	\$ <u>12.28</u>	\$ <u>13.13</u>	\$ <u>13.71</u>
Total return ^(b)	<u>52.73%</u>	<u>(30.65%)</u>	<u>(3.99%)</u>	<u>3.83%</u>	<u>21.51%</u>
Net assets at end of year (000's).....	\$ <u>32,198</u>	\$ <u>21,522</u>	\$ <u>31,424</u>	\$ <u>33,961</u>	\$ <u>37,619</u>
Ratio of net expenses to average net assets ^(c)	1.13%	1.10%	1.10%	1.10%	1.10%
Ratio of net investment income to average net assets.....	0.47%	0.47%	0.25%	0.26%	0.37%
Portfolio turnover rate.....	10%	14%	11%	11%	28%

(a) Amount rounds to less than \$0.01 per share.

(b) Total return is a measure of the change in value of an investment in the Fund over the period covered, which assumes any dividends or capital gains distributions are reinvested in shares of the Fund. Returns do not reflect the deduction of taxes a shareholder would pay on Fund distributions or the redemption of Fund shares.

(c) Absent investment advisory fees voluntarily waived by the Adviser, the ratio of expenses to average net assets would have been 1.18%, 1.23%, 1.12%, 1.12% and 1.11% for the years ended March 31, 2010, 2009, 2008, 2007 and 2006, respectively.

The Alabama Tax Free Bond Fund

Selected Per Share Data and Ratios for a Share Outstanding Throughout Each Year

	Years Ended March 31,				
	2010	2009	2008	2007	2006
Net asset value at beginning of year.....	\$ 10.54	\$ 10.50	\$ 10.39	\$ 10.40	\$ 10.55
Income (loss) from investment operations:					
Net investment income.....	0.28	0.35	0.36	0.36	0.34
Net realized and unrealized gains (losses) on investments.....	(0.00) ^(a)	0.04	0.12	(0.01)	(0.15)
Total from investment operations.....	0.28	0.39	0.48	0.35	0.19
Less distributions:					
Dividends from net investment income.....	(0.28)	(0.35)	(0.36)	(0.36)	(0.34)
Distributions from net realized gains....	(0.01)	(0.00) ^(c)	(0.01)	—	—
Total distributions.....	(0.29)	(0.35)	(0.37)	(0.36)	(0.34)
Net asset value at end of year.....	\$ 10.53	\$ 10.54	\$ 10.50	\$ 10.39	\$ 10.40
Total return ^(b)	2.88%	3.80%	4.66%	3.38%	1.80%
Net assets at end of year (000's).....	\$ 29,716	\$ 28,358	\$ 25,426	\$ 25,968	\$ 26,182
Ratio of net expenses to average net assets ^(c)	0.65%	0.65%	0.65%	0.65%	0.65%
Ratio of net investment income to average net assets.....	2.85%	3.36%	3.46%	3.44%	3.25%
Portfolio turnover rate.....	32%	8%	6%	15%	5%

^(a) Amount rounds to less than \$0.01 per share.

^(b) Total return is a measure of the change in value of an investment in the Fund over the period covered, which assumes any dividends or capital gains distributions are reinvested in shares of the Fund. Returns do not reflect the deduction of taxes a shareholder would pay on Fund distributions or the redemption of Fund shares.

^(c) Absent investment advisory fees voluntarily waived by the Adviser, the ratios of expenses to average net assets would have been 0.75%, 0.79%, 0.78%, 0.76% and 0.73% for the years ended March 31, 2010, 2009, 2008, 2007 and 2006, respectively.

PRIVACY NOTICE

FACTS

WHAT DO THE GOVERNMENT STREET FUNDS DO WITH YOUR PERSONAL INFORMATION?

Why?

Financial companies choose how they share your personal information. Federal law gives consumers the right to limit some but not all sharing. Federal law also requires us to tell you how we collect, share, and protect your personal information. Please read this notice carefully to understand what we do.

What?

The types of personal information we collect and share depend on the product or service you have with us. This information can include:

- Social Security number
- Assets
- Retirement Assets
- Transaction History
- Checking Account Information
- Purchase History
- Account Balances
- Account Transactions
- Wire Transfer Instructions

When you are *no longer* our customer, we continue to share your information as described in this notice.

How?

All financial companies need to share your personal information to run their everyday business. In the section below, we list the reasons financial companies can share their customers' personal information; the reasons The Government Street Funds choose to share; and whether you can limit this sharing.

Reasons we can share your personal information	Do The Government Street Funds share?	Can you limit this sharing?
For our everyday business purposes – Such as to process your transactions, maintain your account(s), respond to court orders and legal investigations, or report to credit bureaus	Yes	No
For our marketing purposes – to offer our products and services to you	No	We don't share
For joint marketing with other financial companies	No	We don't share
For our affiliates' everyday business purposes – information about your creditworthiness	No	We don't share
For nonaffiliates to market to you	No	We don't share

Questions?

Call 1-866-738-1125

Who we are	
Who is providing this notice?	Williamsburg Investment Trust Ultimus Fund Distributors, LLC Ultimus Fund Solutions, LLC
What we do	
How do The Government Street Funds protect my personal information?	To protect your personal information from unauthorized access and use, we use security measures that comply with federal law. These measures include computer safeguards and secured files and buildings. Our service providers are held accountable for adhering to strict policies and procedures to prevent any misuse of your nonpublic personal information.
How do The Government Street Funds collect my personal information?	We collect your personal information, for example, when you <ul style="list-style-type: none"> ▪ Provide account information ▪ Give us your contact information ▪ Make deposits or withdrawals from your account ▪ Make a wire transfer ▪ Tell us where to send the money ▪ Tells us who receives the money ▪ Show your government-issued ID ▪ Show your driver's license <p>We also collect your personal information from other companies.</p>
Why can't I limit all sharing?	Federal law gives you the right to limit only <ul style="list-style-type: none"> ▪ Sharing for affiliates' everyday business purposes – information about your creditworthiness ▪ Affiliates from using your information to market to you ▪ Sharing for nonaffiliates to market to you <p>State laws and individual companies may give you additional rights to limit sharing.</p>

Definitions	
Affiliates	Companies related by common ownership or control. They can be financial and nonfinancial companies. <ul style="list-style-type: none"> ▪ <i>Leavell Investment Management, Inc., the investment adviser to The Government Street Funds, could be deemed to be an affiliate.</i>
Nonaffiliates	Companies not related by common ownership or control. They can be financial and nonfinancial companies <ul style="list-style-type: none"> ▪ <i>The Government Street Funds do not share with nonaffiliates so they can market to you.</i>
Joint marketing	A formal agreement between nonaffiliated financial companies that together market financial products or services to you. <ul style="list-style-type: none"> ▪ <i>The Government Street Funds don't jointly market.</i>

The Government Street Funds

No-Load Mutual Funds

Investment Adviser

Leavell Investment Management, Inc.
Post Office Box 1307
Mobile, Alabama 36633
www.leavellinvestments.com

Independent Registered Public Accounting Firm

Ernst & Young LLP
312 Walnut Street, Suite 1900
Cincinnati, Ohio 45202

Administrator

Ultimus Fund Solutions, LLC
P.O. Box 46707
Cincinnati, Ohio 45246-0707
(Toll-Free) 1-866-738-1125

Legal Counsel

Sullivan & Worcester LLP
One Post Office Square
Boston, Massachusetts 02109

Custodian

US Bank NA
425 Walnut Street
Cincinnati, Ohio 45202

Board of Trustees

Austin Brockenbrough, III
John T. Bruce
Charles M. Caravati, Jr.
Robert S. Harris
J. Finley Lee, Jr.
Richard L. Morrill
Harris V. Morrisette
Samuel B. Witt, III



LEAVELL
INVESTMENT MANAGEMENT

Trusted Investment Solutions Since 1979

FOR ADDITIONAL INFORMATION

Additional information about the Funds is included in the Statement of Additional Information (“SAI”), which is incorporated by reference in its entirety. A description of the Funds’ policies and procedures with respect to the disclosure of the Funds’ portfolio securities is available in the SAI.

Additional information about the Funds’ investments is available in the Funds’ annual and semiannual reports to shareholders. In the Funds’ annual report, you will find a discussion of the market conditions and strategies that significantly affected the Funds’ performance during their last fiscal year.

To obtain a free copy of the SAI, the annual and semiannual reports or other information about the Funds, or to make inquiries about the Funds, please call Toll-Free

1-866-738-1125

This Prospectus, the SAI and the most recent shareholder reports are also available without charge on the Funds’ website at www.leavellinvestments.com.

Only one copy of a Prospectus or an annual or semiannual report will be sent to each household address. This process, known as “Householding,” is used for most required shareholder mailings. (It does not apply to confirmations of transactions and account statements, however.) You may, of course, request an additional copy of a Prospectus or an annual or semiannual report at any time by calling or writing the Funds. You may also request that Householding be eliminated from all your required mailings.

Information about the Funds (including the SAI) can be reviewed and copied at the Securities and Exchange Commission’s public reference room in Washington, D.C. Information about the operation of the public reference room may be obtained by calling the Commission at 1-202-551-8090. Reports and other information about the Funds are available on the Edgar Database on the Commission’s Internet site at <http://www.sec.gov>. Copies of information on the Commission’s Internet site may be obtained, upon payment of a duplicating fee, by electronic request at the following e-mail address: publicinfo@sec.gov, or by writing to: Securities and Exchange Commission, Public Reference Section, Washington, D.C. 20549-1520.

The Funds are series of Williamsburg Investment Trust (File No. 811-05685)